



Governor's Office of Student Achievement

Georgia School Grades Reports

[Search](#) [About](#) [FAQ](#) [GOSA](#)

☒ English ☐ Español [Reset](#)

Copeland Elementary School (2023-24)

1440 Jackson Rd, Augusta, GA 30909

[District Website](#)

706.737.7228

Grades : K-5

Enrollment : 356 students

Performance Snapshot

- Students Reading Proficiently in 3rd Grade reading at grade level and above the Lexile midpoint: 26.3%
- Students Reading Proficiently in 5th Grade reading at grade level and above the Lexile midpoint: 35.6%

Note: For information on educator qualifications and other federal reporting requirements, [click here](#). Discipline data are available in the [K-12 Student Discipline Dashboard](#).

Compare to Other Schools/Districts:

To compare this school with other school(s) or district(s), search in this box. Choose up to 4 additional districts/schools to compare. To view another schools report, use the search box at the top of the screen. To hide certain schools, districts, or the states data from a graph, click on the circle next to its name in the graphs key.

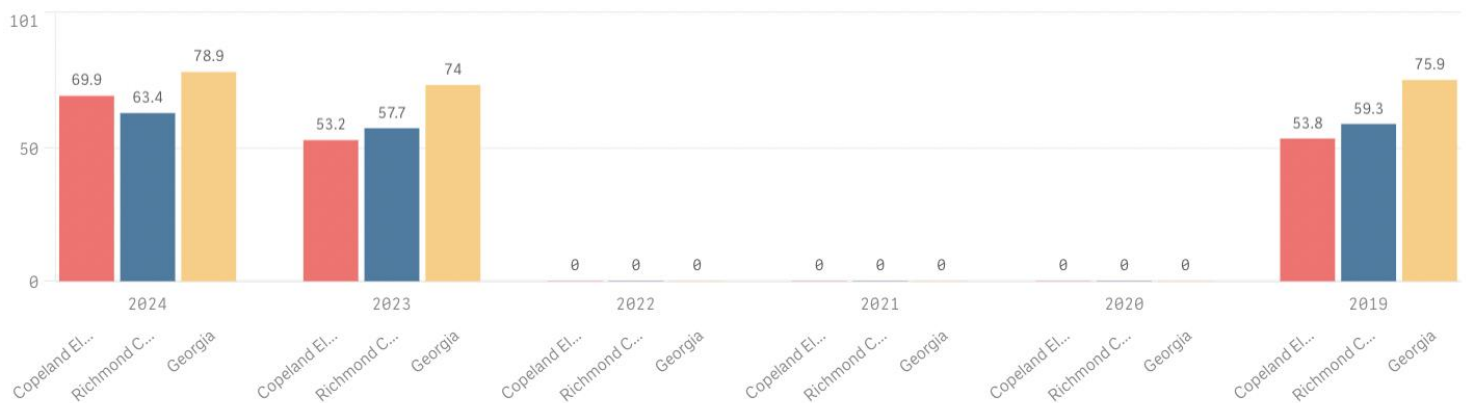
Not sure which school to choose? Check out the [Schools Like Mine Dashboard](#) to find similar Georgia schools.

Comparison Schools:

[Georgia](#) [Copeland Elementary School](#) [Richmond County](#)



CCRPI Single Score

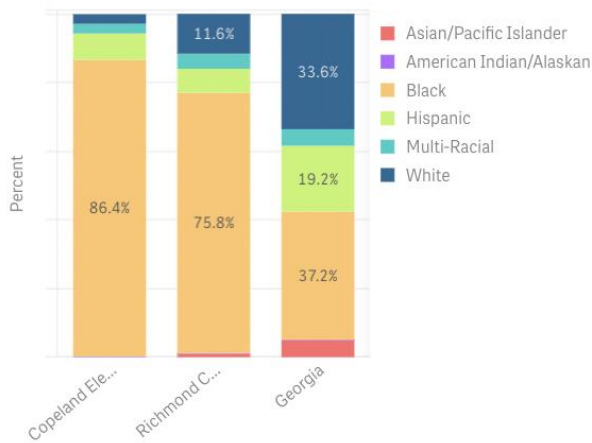


Copeland Elementary School	Richmond County
Student Mobility Rate 31.30 %	Student Mobility Rate 24.40 %

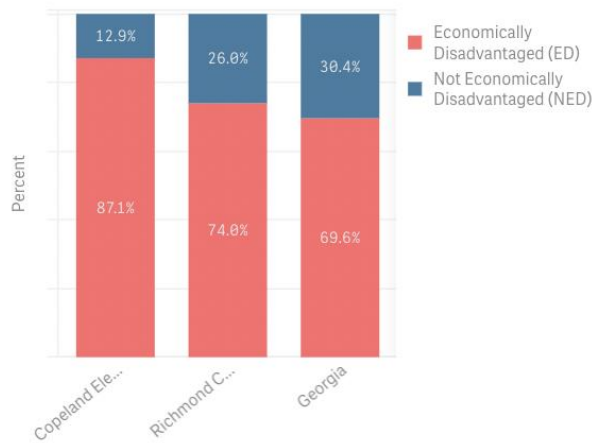
Per Pupil Expenditures - (2024 Per Pupil Expenditures will be updated when data are available) ?



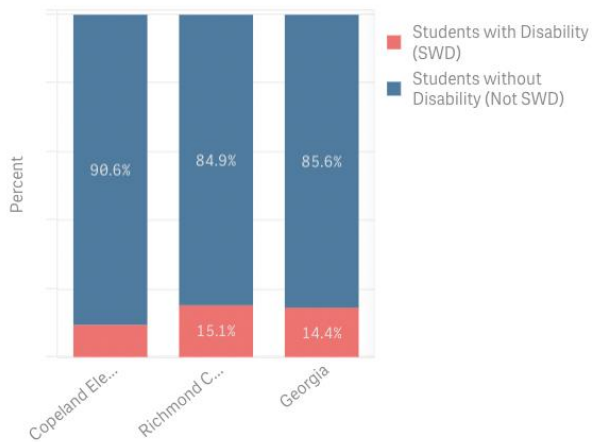
Race/Ethnicity



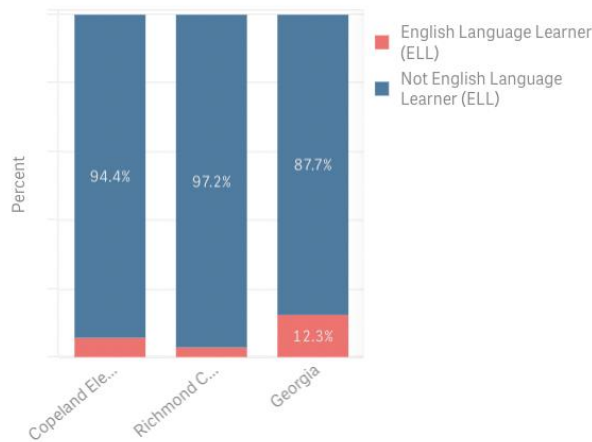
Economic Status



Students with Disability (SWD)



English Language Learner (ELL)



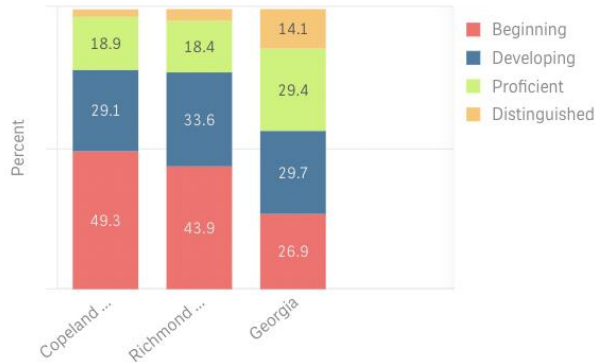
Elementary

CCRPI Score ? Copeland Elementary School

Indicator	2024
Content Mastery ?	34.9
Progress ?	86
Closing Gaps ?	100
Readiness ?	71.3
CCRPI Score ?	69.9

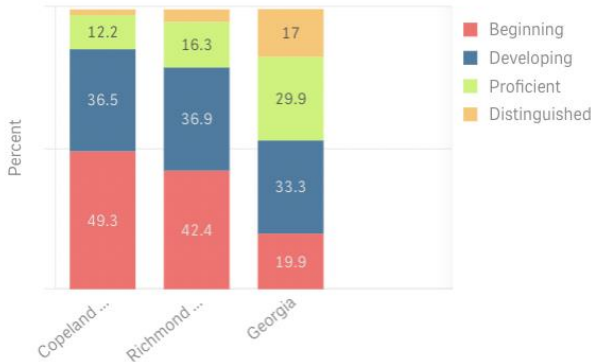
English

Percent of students scoring in each performance level on 2024 Georgia Milestones for elementary grades



Mathematics

Percent of students scoring in each performance level on 2024 Georgia Milestones for elementary grades



Science

Percent of students scoring in each performance level on 2024 Georgia Milestones for elementary grades



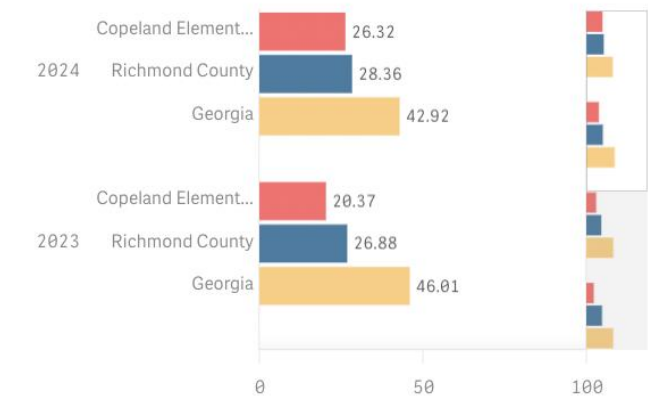
Social Studies

Percent of students scoring in each performance level on 2024 Georgia Milestones for elementary grades

The chart is not displayed because it contains only undefined values.

Reading at or above the Grade Level Target (3rd Grade)

Percent of students in grade 3 achieving Lexile measure equal to or greater than 670



Reading at or above the Grade Level Target (5th Grade)

Percent of students in grade 5 achieving Lexile measure equal to or greater than 920

